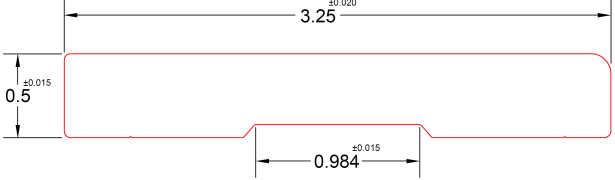
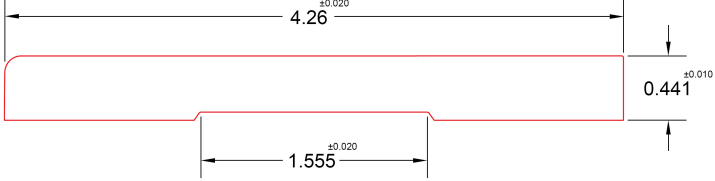
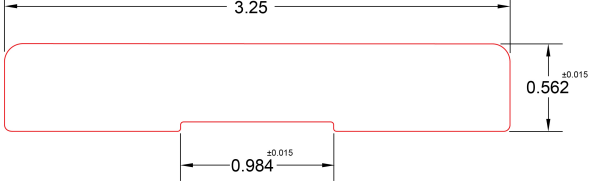
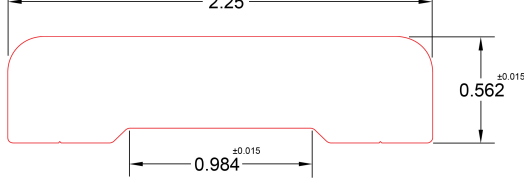
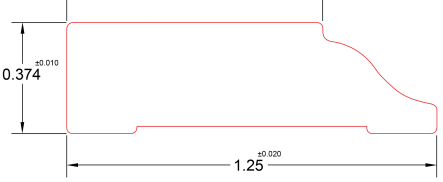
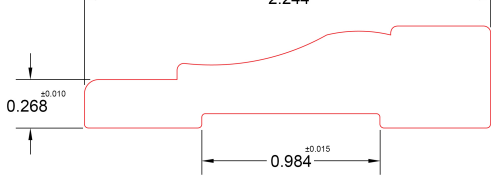
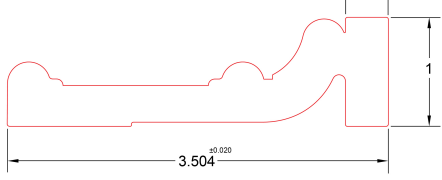
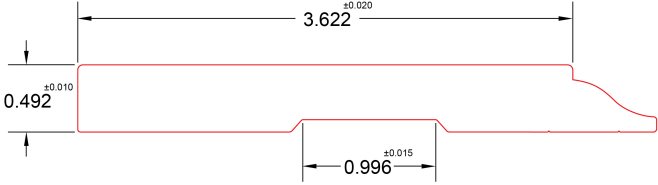
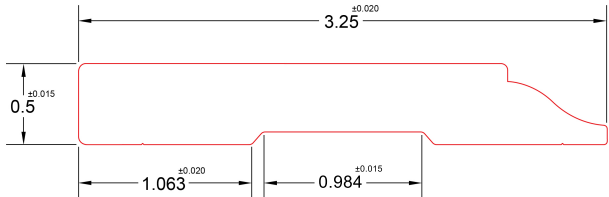
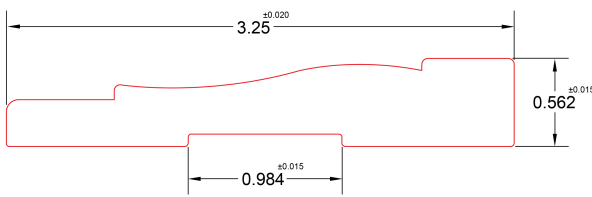


LIMMAT PVC BASE MOULDS

No	NAME	DETAIL
1	base mould 1/2" x 3-1/4"	 <p>Technical drawing of base mould 1/2" x 3-1/4". Dimensions: Total length 3.25^{±0.020}, total height 0.5^{±0.015}, and a central recessed section width of 0.984^{±0.015}.</p>
2	base mould 7/16 4 1/4	 <p>Technical drawing of base mould 7/16 4 1/4". Dimensions: Total length 4.26^{±0.020}, total height 0.441^{±0.010}, and a central recessed section width of 1.555^{±0.020}.</p>
3	base mould 9/16 3 1/4	 <p>Technical drawing of base mould 9/16 3 1/4". Dimensions: Total length 3.25^{±0.020}, total height 0.562^{±0.015}, and a central recessed section width of 0.984^{±0.015}.</p>
4	base mould 9/16"	 <p>Technical drawing of base mould 9/16". Dimensions: Total length 2.25^{±0.020}, total height 0.562^{±0.015}, and a central recessed section width of 0.984^{±0.015}.</p>
5	colonial base 3/8"	 <p>Technical drawing of colonial base 3/8". Dimensions: Top width 0.866^{±0.015}, total height 0.374^{±0.010}, and total length 1.25^{±0.020}.</p>
6	colonial base 9/16"	 <p>Technical drawing of colonial base 9/16". Dimensions: Top width 2.244^{±0.020}, total height 0.268^{±0.010}, and a central recessed section width of 0.984^{±0.015}.</p>
7	colonial base 1" 3-1/2"	 <p>Technical drawing of colonial base 1" 3-1/2". Dimensions: Total length 3.504^{±0.020} and a top width of 0.394^{±0.010}.</p>

8	colonial base 1/2 4-1/4	
9	colonial base 1/2" x 3-1/4"	
10	colonial base 9/16" x 3-1/4"	
11	colonial base 9/16" x 5-1/4"	